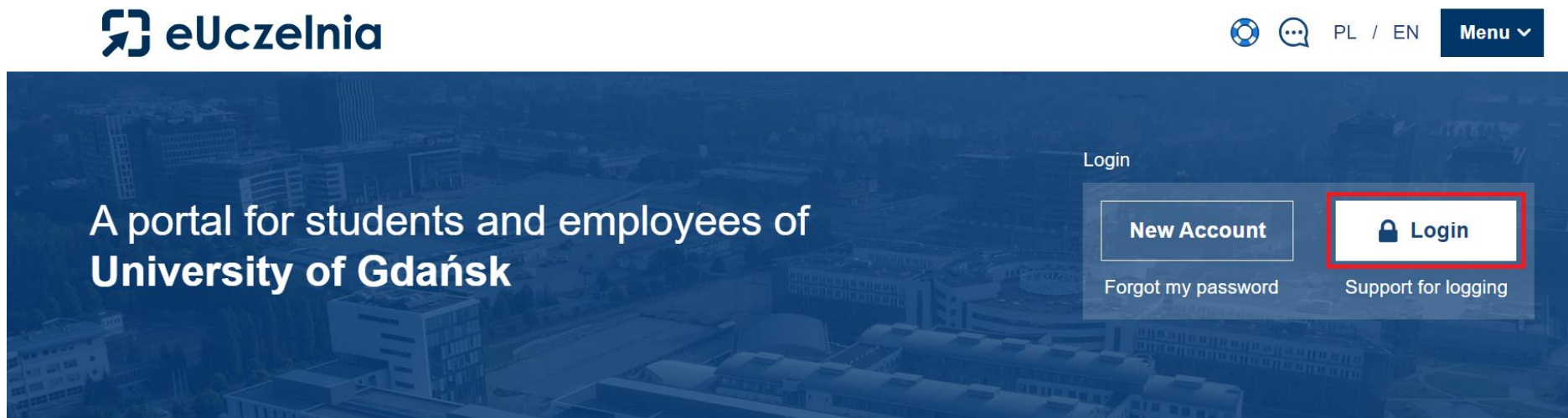


1. Log into Student's Portal <https://ps.ug.edu.pl/login.web?changeLang=en>

and create **electronic mail (e-mail)** in @studms.ug.edu.pl domain
(<https://en.ug.edu.pl/university/it-services/office-365>)

2. Log into <https://euczelnia.ug.edu.pl/>



Login: email in @studms.ug.edu.pl domain

Password: as in Student's Portal

Choose option “student”

A portal for students and employees of **University of Gdańsk**

Applications









Student


Other systems



Student's portal

Submit an application:

  Start  Studies  Documents  Scholarships  Erasmus

Your session will expire in: 19:56 

PrintsApplicationsSubmit an applicationeDocumentsKPA documentsmLegitymacja

New application submission

Step 1: Select course

Step 2: Select type

Step 3: Additional data

Step 4: Sending an application

Information

Course: Field of study: Quantum Information Technology (WMFil), postgraduate studies, Full-time studies, 2023/2024 - winter (currentl...▼

Details: Field of study: Quantum Information Technology (WMFil), postgraduate studies, Full-time studies, 2023/2024 - winter (currently sem. 1)

Next

Start

Studies

Documents

Scholarships

Erasmus

Prints

Applications

Submit an application

eDocuments

KPA documents

mLegitymacja

New application submission

Step 1: Select course

Step 2: Select type

Step 3: Additional data

Step 4: Sending an application

Information

If you can't find an appropriate document in the list below, check under the "eDocuments" option in the main menu.

Type of application:

ELS/ELD emission

▼

Details:

Issue of an electronic student ID card

Back

Next

New application submission

Step 1: Select course	Step 2: Select type	Step 3: Additional data	Step 4: Sending an application	Information
-----------------------	---------------------	-------------------------	--------------------------------	-------------

Reason for application: Make new ID card (ELS/ELD) ▼
Make new ID card (ELS)

ID card type: You will get student ID card - ELS.

Name:

Middle name:

Surname:

PESEL:

Album number:

Picture:

Current photo in jpg or jpeg format. The minimum size is 240 x 300 pixels.
Maximum permitted size: 500kB.

+ Upload picture

Field required.

Back Next

and send application.

3. Payment for student ID

Make the payment in cash (cash desk is located in Rectorate, street Bażyńskiego 8, Gdańsk, room 307, open Monday-Friday from 10a.m. till 2p.m.) and submit the confirmation of payment to the Dean's Office at your Faculty.

OR

Log into Student's Portal <https://ps.ug.edu.pl/login.web> and make the bank transfer of 22 PLN for the ID, to your individual bank account (ordinary students payments) indicated in Student's Portal (tab Finances).

The screenshot shows the 'Student's Portal | Finances' interface. On the left, a sidebar menu lists various options, with 'Finances' highlighted in orange. The main content area is titled 'Payments' and contains a section for 'Personal account numbers'. This section features a table with two columns: 'Ordinary students payments' and 'Payments for dormitory'. The 'Ordinary students payments' column contains a red box with the text 'XXXXXXXXXXXXXXXXXX'. Below the table, a red warning message states: 'Numbers above are personal only. Nor you can pass them to others, neither pay for the others. In such a case the money will be assigned to your account in dean's office system!'.

Ordinary students payments	Payments for dormitory
XXXXXXXXXXXXXXXXXX	

Numbers above are personal only. Nor you can pass them to others, neither pay for the others. In such a case the money will be assigned to your account in dean's office system!